

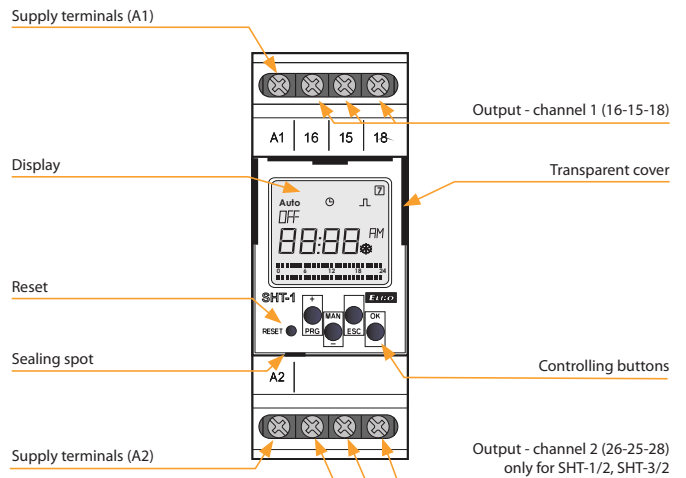


EAN code
 SHT-1/230V: 8595188130424
 SHT-1/UNI: 8595188130431
 SHT-1/2/230V: 8595188130400
 SHT-1/2/UNI: 8595188130417
 SHT-3/230V: 8595188136761
 SHT-3/UNI: 8595188136754
 SHT-3/2/230V: 8595188129015
 SHT-3/2/UNI: 8595188129046

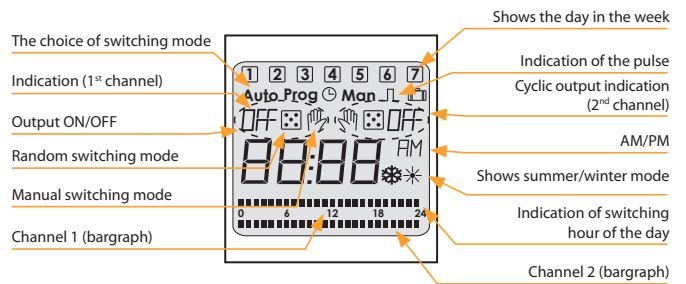
Technical parameters	SHT-1, SHT-3	SHT-1/2, SHT-3/2
Supply terminals:	A1 - A2	
Voltage range:	UNI	AC/DC 12 - 240 V (AC 50/60 Hz)
Burden (max.):		AC 0.5 - 2 VA/DC 0.4 - 2 W
Voltage range:	230	AC 230 V (50/60 Hz)
Burden:		AC max. 14 VA/2 W
Max. dissipated power (Un + terminals):	3.5 W	5 W
Supply voltage tolerance:	-15 %; +10 %	
Back-up supply:	yes	
Summer/winter time:	automatic	
Output		
Number of contacts:	1x changeover/SPDT (AgSnO ₂)	2x changeover/SPDT (AgSnO ₂)
Current rating:	16 A/AC1	
Breaking capacity:	4000 VA/AC1, 384 W/DC	
Inrush current:	30 A/< 3 s	
Switching voltage:	250V AC/24V DC	
Mechanical life:	> 30.000.000 operations	
Electrical life (AC1):	> 70.000 operations	
Time circuit		
Power back-up:	up to 3 years	
Accuracy:	max. ±1s/day at 23 °C (73.4 °F)	
Minimum interval:	1 min	
Data stored for:	min. 10 years	
Cyclic output:	1 - 99 s	
Pulse output:	1 - 99 s	
Program circuit		
Number of memory places:	100	
Program (SHT-1; SHT-1/2):	daily, weekly	
Program (SHT-3; SHT-3/2):	daily, weekly, monthly, yearly (up to year 2095)	
Data readout:	LCD display, with back light	
Other information		
Operating temperature:	-20 °C to +55 °C (-4 °F to 131 °F)	
Storage temperature:	-30 °C to +70 °C (-22 °F to 158 °F)	
Dielectric strength:	4 kV (supply - output)	
Operating position:	any	
Mounting:	DIN rail EN 60715	
Protection degree:	IP10 clips, IP40 from front panel	
Overvoltage category:	III.	
Pollution degree:	2	
Max. cable size (mm ²):	solid wire max. 2x 2.5 or 1x 4 with sleeve max. 1x 2.5 or 2x 1.5 (AWG 12)	
Dimensions:	90 x 35 x 64 mm (3.5" x 1.4" x 2.5")	
Weight:	(UNI) - 117 g (4.13 oz.), (230) - 115 g (4.06 oz.)	(UNI) - 132 g (4.7 oz.), (230) - 128 g (4.5 oz.)
Standards:	EN 61812-1	

- This time switch clock SHT is used to control various appliances in real time; daily, weekly, monthly and yearly mode.
- Switching: according the program (AUTO)/constantly manually, manually to next program change/random (CUBE).
- „Holiday program“ option to choose an interval when the device doesn't switch according to the standard program, but will be block during that time.
- Automatic conversion summer/winter time.
- Sealable cover of front panel, easy controlling via 4 buttons.
- Cyclic output.
- Pulse output.

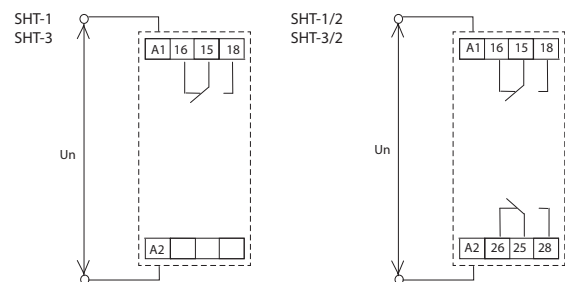
Description



Description of displayed elements on the screen



Connection



Symbol

