

RFTC-4 | Glass touch wireless thermostat



Icons are illustrative, the actual appearance is configurable using the configurator.

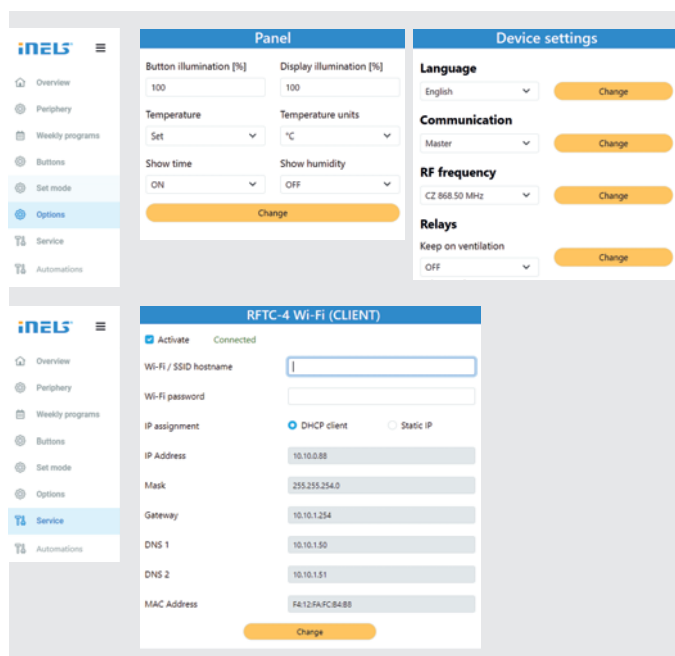
- Designed to control RFSTI-11B, RFSA-266M
- Built-in digital temperature and humidity sensor
- VA/TN LCD display, 8 touch backlight buttons
- WiFi for parameter setting (via web browser) and for connection to iNELS.Cloud, iNELS APP only with external power supply
- iNELS RFIO2 for wireless communication with iNELS Wireless units
- Power supply: 2x AA 1.5 V or USB-C 5 V
- Black or white glass design
- Box for mounting on EU/BS installation boxes with 60 mm screw spacing
- 6 thermostat buttons, 2 buttons options for control switch units, dimmers or switch units for blinds from iNELS Wireless portfolio
- Possibility of custom tuning and design modifications (button functions, icon options, logos): icons.inels.com

Technical parameters

Technical parameters	RFTC-4/W	RFTC-4/B
Power supply		
Power supply voltage:	2x AA 1.5 V or USB-C 5 V	
Sensors (internal)		
Temperature:	range 0 to +55 °C, accuracy ± 0.5 °C from the range	
Humidity:	0 - 99% RH, accuracy ± 3% from the range	
Communications		
Radio:	iNELS RFIO2, frequency 866-922 Mhz	
Wifi:	2.4 GHz only with external power supply	
Control and display		
Display:	LCD (VA/TN), active area 54x34mm	
Buttons:	8x, capacitive, backlit, configurable	
Other data		
Operating temperature:	- 0 to 50 °C / max 80% RH	
Storage Temperature:	- 20 to 60 °C	
Enclosure:	IP30 (mounted)	
Overvoltage Category:	II.	
Pollution Degree:	2	
Working position:	horizontal	
Installation:	on EU or British box with 60 mm bolt spacing, desk stand	
Dimension:	120x80x27 mm	
Weight:	218 g	
Shape:	sharp edges	
Color (glass and plastic):	White	Black
Order Code:	8917	8916
EAN Code:	8595188189170	8595188189163
Standard:	EN 60730, EN 63044, EN 301489, EN 300220	

Web configuration

An external USB-C power supply must be connected for initial setup. After that, configuration can be done via own Wifi and web interface. Wi-Fi SSID: RFTC-4_product number IP address: 192.168.1.1



Icons are illustrative - configure your own look using the configurator: icons.inels.com

External power USB-C*

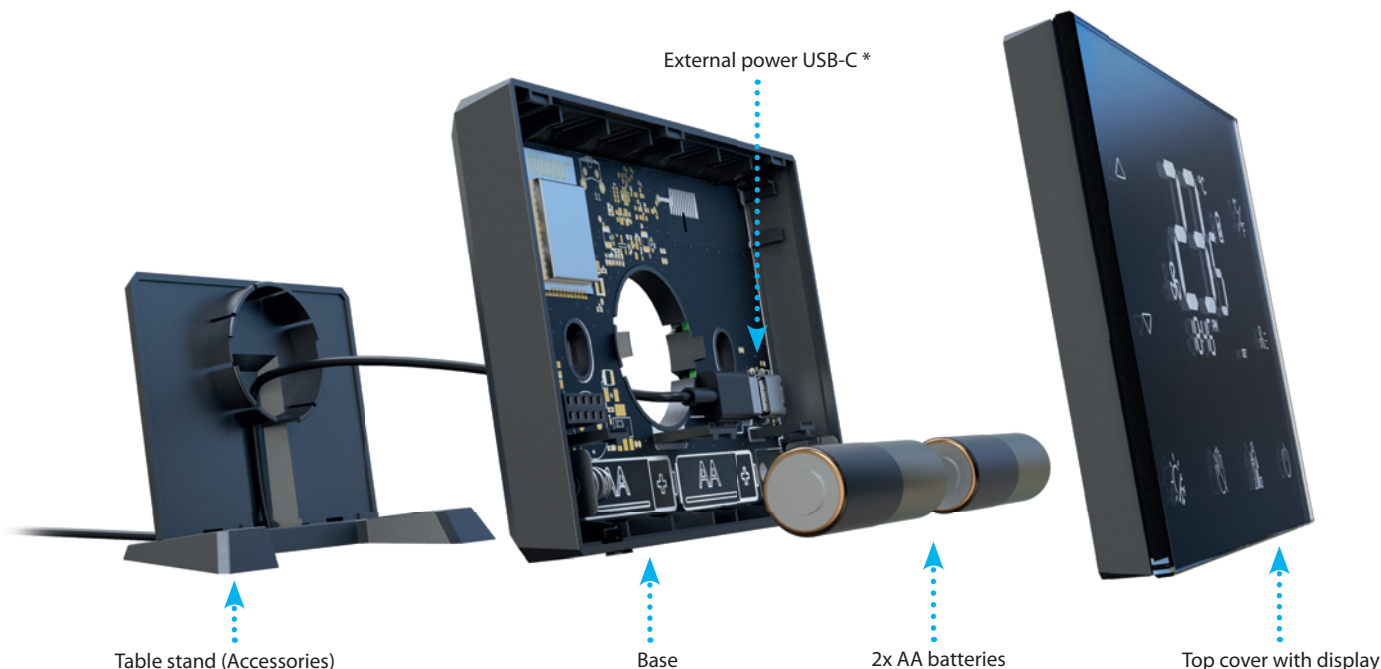


Table stand (Accessories)

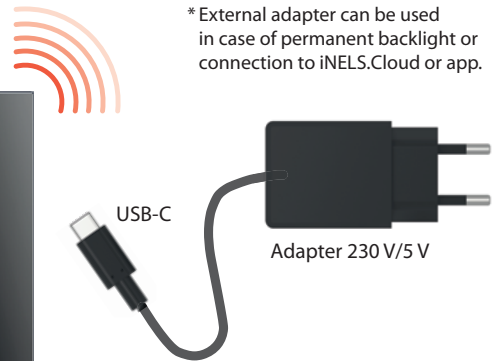
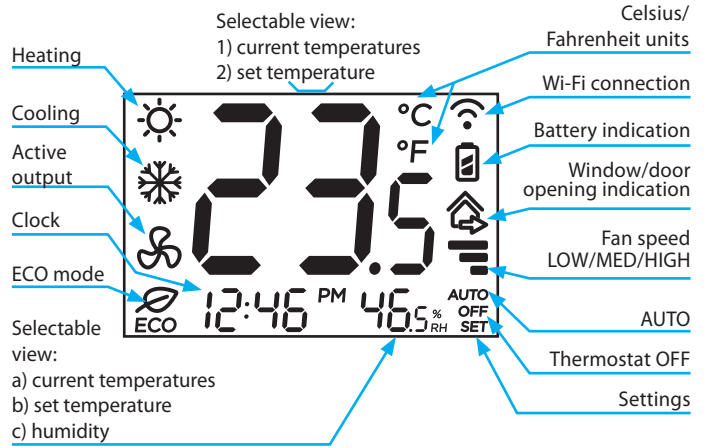
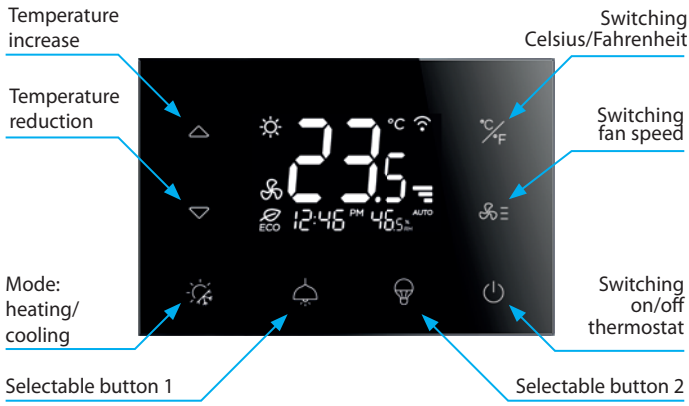
Base

2x AA batteries


Top cover with display

Buttons and display description

Thermo-regulators



RFSTI-11B/SL
Switch unit with external temperature sensor



RFSA-266M
Switch unit for fancoil control
· If RFSA-266M is connected, it can be configured via web interface

