



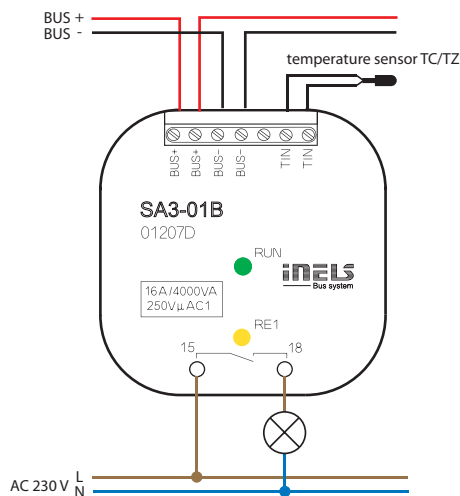
EAN code  
SA3-01B: 8595188132350  
SA3-02B: 8595188132367

Technical parameters	SA3-01B	SA3-02B
<b>Inputs</b>		
Temperature measuring:	Yes, input for external thermo sensor TC, TZ	
Scope and accuracy of tem. meas.:	-20 .. +120°C; 0.5°C from the range	
<b>Outputs</b>		
Output:	1x NO 16 A/AC1	2x NC 8 A/AC1
Switching voltage:	250 V AC, 24 V DC	
Switched load:	4000 VA/AC1, 384 W/DC	2000 VA/AC1, 192 W/DC
Surge current:	30 A; max. 4 s. when repeating 10%	10A
Output relays separated from all internal circuits:	reinforced Insulation (Cat. II surges by EN 60664-1)	
Insulation voltage between relay outputs RE1-RE2:	x	basic Isolation (Cat. II surges by EN 60664-1)
Minimal switching current:	100 mA / 5 V	
Switching frequency/no load:	1200 min <sup>-1</sup>	300 min <sup>-1</sup>
Switching frequency/rated load:	6 min <sup>-1</sup>	15 min <sup>-1</sup>
Mechanical lifetime:	3x 10 <sup>7</sup>	1x 10 <sup>7</sup>
Electrical lifetime for AC1:	0.7x 10 <sup>5</sup>	1x 10 <sup>5</sup>
Output indication:	yellow LED	2x yellow LED
<b>Communication</b>		
Installation BUS:	BUS	
<b>Power supply</b>		
Supply voltage / tolerance:	27 V DC, -20 / +10 %	
Dissipated power:	max. 4 W	
Rated current:	30 mA (at 27V DC)	50 mA (at 27V DC)
Status indication unit:	green LED RUN	
<b>Connection</b>		
Data terminals:	terminal, 0.5 - 1 mm <sup>2</sup>	
Power outputs:	2x conduct. CY, Ø 2.5 mm <sup>2</sup>	6x conduct. CY, Ø 0.75 mm <sup>2</sup>
<b>Operating conditions</b>		
Operating temperature:	-20 .. +55 °C	
Storage temperature:	-30 .. +70 °C	
Protection degree:	IP30	
Overvoltage category:	II.	
Pollution degree:	2	
Operating position:	any	
Installation:	into installation box	
<b>Dimensions and weight</b>		
Dimensions:	49 x 49 x 21 mm	
Weight:	50 g	50 g

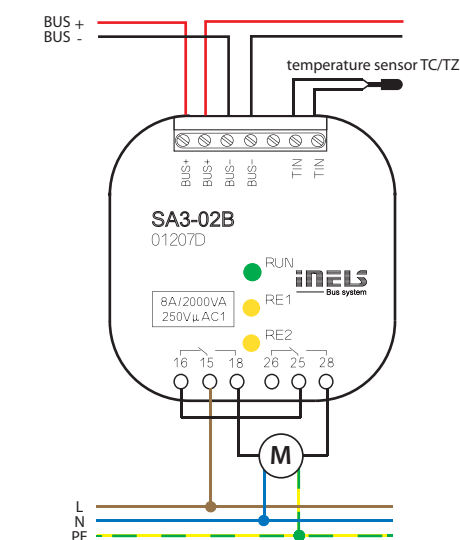
- Actuators are designed for switching of one (SA3-01B), respectively two (SA3-02B) of various appliances and loads relay output (potentialless contact).
- SA3-01B contains 1 relay with switching potentialless contact with max. load 16 A/4000 VA/AC1.
- SA3-02B contains 2 relays with switching potentialless contacts with max. load 8 A/2000 VA/AC1.
- Output contacts are separately controllable and addressable.
- Both relay actuator SA3-02B are individually decorated input terminals, and therefore can switch various independent potentials.
- Thanks to changeover contacts, the SA3-02B actuator can be used to control a 230 V drive (such as blinds, shutters or awnings), whereas by proper bridging of contacts, it is possible to secure locking hardware options while switching on phase two outputs.
- Actuators are equipped with a temperature input for connecting an external two-wire temperature sensor TC / TZ (see accessories).
- LED on front panel signalizes state of each output.
- SA3 is normally supplied in the option AgSnO<sub>2</sub> contact material.
- SA3-01B, SA3-02B are designed for mounting into the installation box.

## Connection

### SA3-01B



### SA3-02B



# Loadability of contacts



















## Minimum load

Relay contact	mV	V/mA
AgSnO <sub>2</sub>	1000	10/100



















## Minimum load

Relay contact	mV	V/mA
AgNi	300	5/10



















### GCR3-11, GCH3-31, GMR3-61, SA3-02B, SA3-06M, SA3-012M, WMR3-21

Type of load	 $\cos \varphi \geq 0.95$								
Contact material	AC1	AC2	AC3	AC5a uncompensated	AC5a compensated	AC5b	AC6a	AC7b	AC12
AgSnO <sub>2</sub> contact 8A	250V / 8A	250V / 2.5A	250V / 1.5A	230V / 1.5A (345VA)	230V / 1.5A (345VA) till max output C=14uF	250W	250V / 4A	250V / 1A	250V / 1A
Type of load									
Contact material	AC13	AC14	AC15	DC1	DC3	DC5	DC12	DC13	DC14
AgSnO <sub>2</sub> contact 8A	x	250V / 3A	250V / 3A	24V / 8A	24V / 3A	24V / 2A	24V / 8A	24V / 1A	x



















### CU3-04M (RE7 - RE-10), LBC3-02M, SA3-01B, SA3-02M, SA3-04M, SA3-022M (RE7 - RE-10), EA3-022M (RE7 - RE-10), JA3-018M (U/D1 - U/D9)

Type of load	 $\cos \varphi \geq 0.95$								
Contact material	AC1	AC2	AC3	AC5a uncompensated	AC5a compensated	AC5b	AC6a	AC7b	AC12
AgSnO <sub>2</sub> contact 16A	250V / 16A	250V / 5A	250V / 3A	230V / 3A (690VA)	230V / 3A (690VA) till max output C=14uF	1500W	x	250V / 3A	250V / 10A
Type of load									
Contact material	AC13	AC14	AC15	DC1	DC3	DC5	DC12	DC13	DC14
AgSnO <sub>2</sub> contact 16A	250 / 6A	250V / 6A	250V / 6A	24V / 16A	24V / 6A	24V / 4A	24V / 16A	24V / 2A	24V / 2A





### SA3-02B/Ni\*, SA3-06M/Ni\*, SA3-012M/Ni\*

Type of load	 $\cos \varphi \geq 0.95$								
Contact material	AC1	AC2	AC3	AC5a uncompensated	AC5a compensated	AC5b	AC6a	AC7b	AC12
AgNi contact 8A	250V / 8A	250V / 2.5A	250V / 1.5A	230V / 1.5A (345VA)	x	400W	x	250V / 1.5A	250V / 5A
Type of load									
Contact material	AC13	AC14	AC15	DC1	DC3	DC5	DC12	DC13	DC14
AgNi contact 8A	250 / 3A	250V / 3A	250V / 3A	24V / 8A	24V / 3A	24V / 2A	24V / 8A	24V / 1A	24V / 1A

### SA3-01B/Ni\*, SA3-06M/Ni\*, SA3-04M/Ni\*

Type of load	 $\cos \varphi \geq 0.95$								
Contact material	AC1	AC2	AC3	AC5a uncompensated	AC5a compensated	AC5b	AC6a	AC7b	AC12
AgNi contact 16A	250V / 16A	250V / 5A	250V / 3A	230V / 3A (690VA)	x	800W	x	250V / 3A	250V / 10A
Type of load									
Contact material	AC13	AC14	AC15	DC1	DC3	DC5	DC12	DC13	DC14
AgNi contact 16A	250 / 6A	250V / 6A	250V / 6A	24V / 16A	24V / 6A	24V / 4A	24V / 16A	24V / 2A	24V / 2A

### JA3-018M (U/D1 - U/D9), CU3-04M (RE1 - RE6, OUT1 - OUT2, RE11 - RE16), SA3-022M (RE1 - RE6, OUT1 - OUT2, RE11 - RE16, SHUTTER), EA3-022M (RE1 - RE6, OUT1 - OUT2, RE11 - RE16, SHUTTER), FA3-612M (FAN1 - FAN3, RE)

Type of load	 $\cos \varphi \geq 0.95$			
Contact material	AC1	AC3	AC15	DC1
AgNi contact 6A	250V / 6A	230V / 0.8A	230V / 1.3A	30V / 3A 110V / 0.2A 220V / 0.12A

Demonstrated symbols are informative.

\*Products with AgNi contact only up on request for extra charge.